


Maximize your savings


An energy-saving guide to your new appliance

You've made the smart energy choice to upgrade to an ENERGY STAR® certified appliance. Get to know your new equipment and the best practices that maximize efficiency.



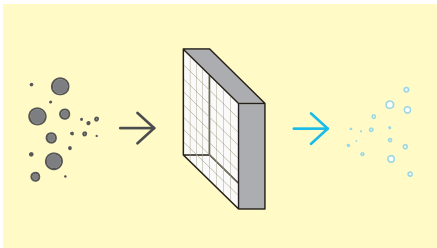
1. Clean your appliance regularly.

Keeping your new dehumidifier, room air cleaner or air conditioner clear of dust or dirt will help lower any resistance your appliance is experiencing, resulting in maximum efficiency and indoor comfort.




2. Plug your appliance into an advanced power strip.

Advanced power strips prevent electronics from drawing power when idle, without compromising their effectiveness. Tier 2 advanced power strips save even more energy by sensing when appliances are idle, as well as when they're turned off. And rest assured, both options come with "always on" outlets. Find yours at [MassSave.com/Store](https://www.masssave.com/Store) and see what instant discounts the Sponsors of Mass Save® have in store!



3. Replace or clean your air filters when necessary.

If your new appliance has an air filter, check it every 30 to 90 days to make sure it is clean and in good working condition. If you notice any irregularities, consider replacing the filter or contact a maintenance professional to inspect the unit.



4. Earn money recycling inefficient appliances.

The Sponsors of Mass Save will help you recycle inefficient, working appliances like dehumidifiers, fridges or freezers safely. Recycling a fridge or freezer will earn you \$75, and dehumidifiers will receive a \$30 rebate.

To see if your equipment qualifies, visit [MassSave.com/Shop/Recycling](https://www.masssave.com/Shop/Recycling)