

Aquinnah Energy Efficiency Report

November 2025 | Residential



Aquinnah at a Glance:

Total Residential Customers: 116

Total Income Eligible (IE) Customers: 21

Total Electricity Usage: 120,496 | YTD: 1,630,454

Total Energy Efficiency Surcharge (EES) Collected: \$9,157 | YTD: \$165,232

Participation:

Total Program Participation



Market Rate: 3 | YTD: 27

IE: 6 | YTD: 15

Home Energy Assessments



Market Rate: 2 | YTD: 11

HEAT Loan Participation



Market Rate: 1 | YTD: 2

Heat Pumps Installed



Market Rate: -- | YTD: 3

IE: 4 | YTD: 13

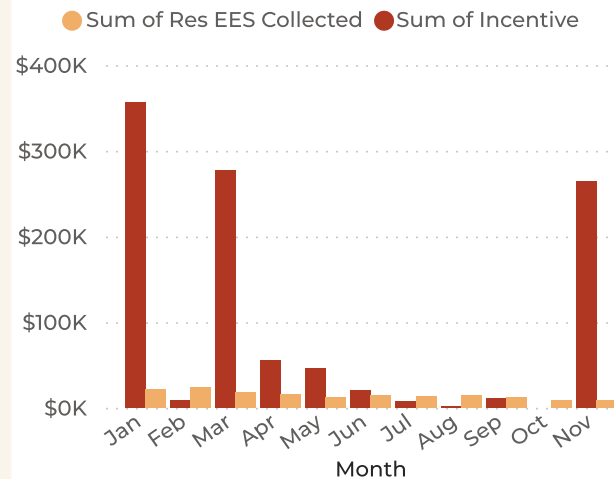
Homes Weatherized



Market Rate: -- | YTD: 8

IE: -- | YTD: --

Incentives and EES Collected



Percent of Incentive

Received November 2025

Residential

390%

Income Eligible

3678%

Savings and Usage

Total Incentives



Market Rate: \$12,672

YTD: \$177,659

IE: \$252,217 | YTD: \$869,990

Kilowatt Hours (kWh) Saved



Market Rate: -8,126

YTD: 985

IE: -16,376 | YTD: -58,241

CO₂ Emissions Avoided (Tons)



Market Rate: 1 | YTD: 23

IE: 132 | YTD: 1,488

MMBtu Saved




Market Rate: 26

YTD: 276

IE: 282 | YTD: 846

Aquinnah Energy Efficiency Report

November 2025 | Non-Residential



Aquinnah at a Glance:

Total Non-Residential Customers: 11

Total Electricity Usage: 9,387 | YTD: 199,840

Total Energy Efficiency Surcharge (EES) Collected: \$1,102 | YTD: \$23,181

Participation:

Total Program Participation



Current Month: --

YTD: 1

Business Energy Assessments



Current Month: --

YTD: --

Heat Pumps Installed



Current Month: --

YTD: --

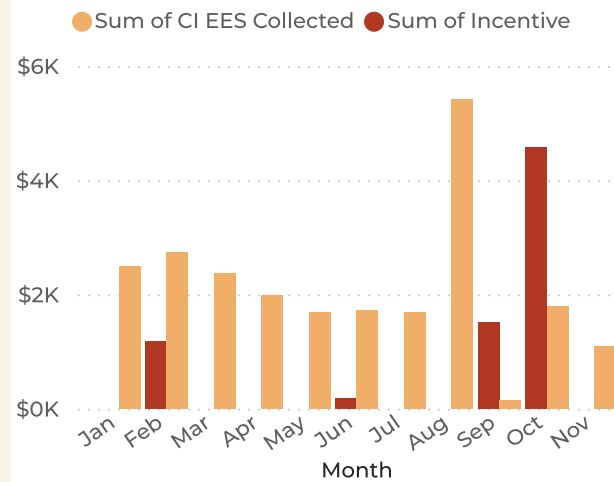
Businesses Weatherized



Current Month: --

YTD: --

Incentives and EES Collected



Percent of Incentive Received November 2025

Non-Residential

54%

Savings and Usage

Total Incentives



Current Month: --

YTD: \$7,465

Kilowatt Hours (kWh) Saved



Current Month: --

YTD: 4,382

CO₂ Emissions Avoided (Tons)



Current Month: 93

YTD: 797

MMBtu Saved



Current Month: --

YTD: --

Aquinnah Energy Efficiency Report



Additional Information

Please note that the data provided in this report is preliminary. The final data for each year can be found in the Compact's Annual Report on Energy Efficiency Activities located at CapeLightCompact.org/reports.

- Customer counts are based on the number of active accounts in January
- A customer is deemed income-eligible if they are on the electric discount rate
- Total electric usage does not include solar or electric vehicles
- Total Program Participation includes customers who participated through the retail program
- Heat pump data reflects the number of households or businesses that received heat pumps